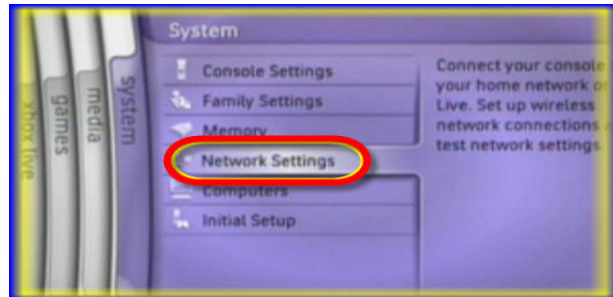
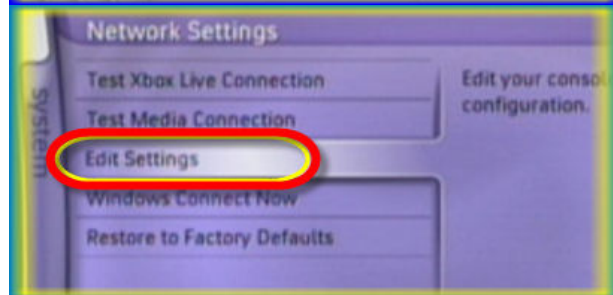


## Registering your xbox360

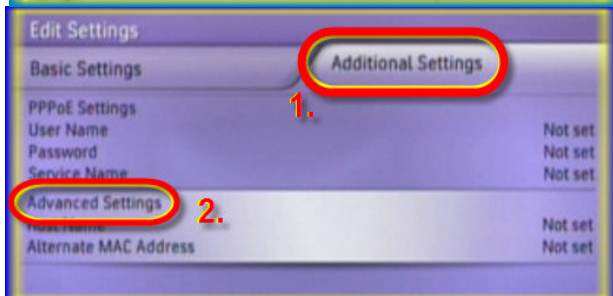
1. The first step is to get the Mac address of the system.
2. Go to the **System** area of the **Xbox Dashboard** and select **Network Settings**.



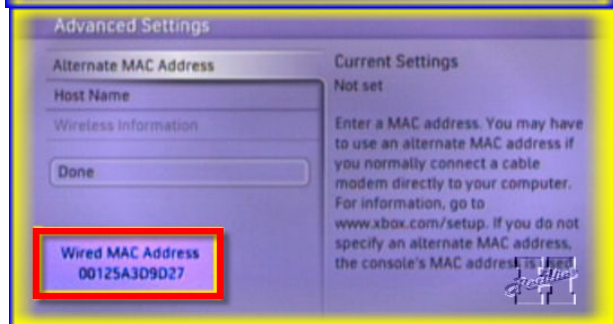
3. Select **Edit Settings**.



4. Click on **Additional Settings**.  
Then click on the **Advanced Settings** section.



5. At the bottom of the screen there is an area called **Wired Mac Address**. This is the Mac address for your game system. Write the number down. You will need it later.



6. Once you have your mac address, send an email to the helpdesk with the mac address along with your name, Henderson student username (ex..“ab123456”), residence hall building name, room number, and a phone number in case we need to contact you. The helpdesk email is [helpdesk@hsu.edu](mailto:helpdesk@hsu.edu).